



## Chapter 10

# Algorithm Efficiency and Sorting

CS102 Sections 51 and 52

Marc Smith and Jim Ten Eyck

Spring 2008

© 2006 Pearson Addison-Wesley. All rights reserved

10-1

## Measuring the Efficiency of Algorithms

- Analysis of algorithms
  - Provides tools for contrasting the efficiency of different methods of solution
- A comparison of algorithms
  - Should focus of significant differences in efficiency
  - Should not consider reductions in computing costs due to clever coding tricks

© 2006 Pearson Addison-Wesley. All rights reserved

10-2

## Measuring the Efficiency of Algorithms

- Three difficulties with comparing programs instead of algorithms
  - How are the algorithms coded?
  - What computer should you use?
  - What data should the programs use?
- Algorithm analysis should be independent of
  - Specific implementations
  - Computers
  - Data

© 2006 Pearson Addison-Wesley. All rights reserved

10-3

## The Execution Time of Algorithms

- Counting an algorithm's operations is a way to access its efficiency
  - An algorithm's execution time is related to the number of operations it requires
  - Examples
    - Traversal of a linked list
    - The Towers of Hanoi
    - Nested Loops

© 2006 Pearson Addison-Wesley. All rights reserved

10-4

## Algorithm Growth Rates

- An algorithm's time requirements can be measured as a function of the problem size
- An algorithm's growth rate
  - Enables the comparison of one algorithm with another
  - Examples
    - Algorithm A requires time proportional to  $n^2$
    - Algorithm B requires time proportional to  $n$
- Algorithm efficiency is typically a concern for large problems only

© 2006 Pearson Addison-Wesley. All rights reserved

10-5

## Algorithm Growth Rates

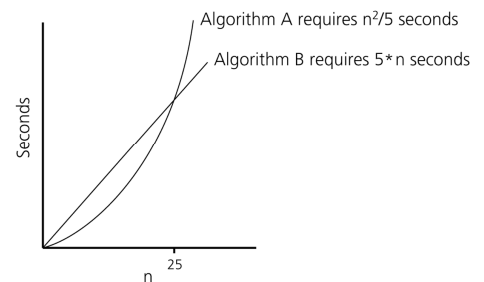


Figure 10-1

Time requirements as a function of the problem size  $n$

© 2006 Pearson Addison-Wesley. All rights reserved

10-6

## Order-of-Magnitude Analysis and Big O Notation

- Definition of the order of an algorithm
  - Algorithm A is order  $f(n)$  – denoted  $O(f(n))$  – if constants  $k$  and  $n_0$  exist such that A requires no more than  $k * f(n)$  time units to solve a problem of size  $n \geq n_0$
- Growth-rate function
  - A mathematical function used to specify an algorithm’s order in terms of the size of the problem
- Big O notation
  - A notation that uses the capital letter O to specify an algorithm’s order
  - Example:  $O(f(n))$

## Order-of-Magnitude Analysis and Big O Notation

(a)

Function	n					
	10	100	1,000	10,000	100,000	1,000,000
1	1	1	1	1	1	1
$\log_2 n$	3	6	9	13	16	19
$n$	10	$10^2$	$10^3$	$10^4$	$10^5$	$10^6$
$n * \log_2 n$	30	664	9,965	$10^5$	$10^6$	$10^7$
$n^2$	$10^2$	$10^4$	$10^6$	$10^8$	$10^{10}$	$10^{12}$
$n^3$	$10^3$	$10^6$	$10^9$	$10^{12}$	$10^{15}$	$10^{18}$
$2^n$	$10^3$	$10^{30}$	$10^{301}$	$10^{3,010}$	$10^{30,103}$	$10^{301,030}$

Figure 10-3a

A comparison of growth-rate functions: a) in tabular form

## Order-of-Magnitude Analysis and Big O Notation

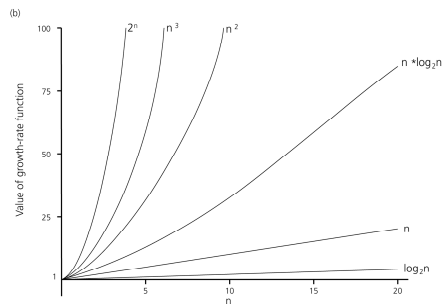


Figure 10-3b

A comparison of growth-rate functions: b) in graphical form

## Order-of-Magnitude Analysis and Big O Notation

- Order of growth of some common functions
  - $O(1) < O(\log_2 n) < O(n) < O(n * \log_2 n) < O(n^2) < O(n^3) < O(2^n)$
- Properties of growth-rate functions
  - You can ignore low-order terms
  - You can ignore a multiplicative constant in the high-order term
  - $O(f(n)) + O(g(n)) = O(f(n) + g(n))$

## Order-of-Magnitude Analysis and Big O Notation

- Worst-case and average-case analyses
  - An algorithm can require different times to solve different problems of the same size
    - Worst-case analysis
      - A determination of the maximum amount of time that an algorithm requires to solve problems of size  $n$
    - Average-case analysis
      - A determination of the average amount of time that an algorithm requires to solve problems of size  $n$

## Keeping Your Perspective

- Throughout the course of an analysis, keep in mind that you are interested only in significant differences in efficiency
- When choosing an ADT’s implementation, consider how frequently particular ADT operations occur in a given application
- Some seldom-used but critical operations must be efficient

## Keeping Your Perspective

- If the problem size is always small, you can probably ignore an algorithm's efficiency
- Weigh the trade-offs between an algorithm's time requirements and its memory requirements
- Compare algorithms for both style and efficiency
- Order-of-magnitude analysis focuses on large problems

## The Efficiency of Searching Algorithms

- Sequential search
  - Strategy
    - Look at each item in the data collection in turn, beginning with the first one
    - Stop when
      - You find the desired item
      - You reach the end of the data collection

## The Efficiency of Searching Algorithms

- Sequential search
  - Efficiency
    - Worst case:  $O(n)$
    - Average case:  $O(n)$
    - Best case:  $O(1)$

## The Efficiency of Searching Algorithms

- Binary search
  - Strategy
    - To search a sorted array for a particular item
      - Repeatedly divide the array in half
      - Determine which half the item must be in, if it is indeed present, and discard the other half
  - Efficiency
    - Worst case:  $O(\log_2 n)$
- For large arrays, the binary search has an enormous advantage over a sequential search

## Sorting Algorithms and Their Efficiency

- Sorting
  - A process that organizes a collection of data into either ascending or descending order
- Categories of sorting algorithms
  - An internal sort
    - Requires that the collection of data fit entirely in the computer's main memory
  - An external sort
    - The collection of data will not fit in the computer's main memory all at once but must reside in secondary storage

## Sorting Algorithms and Their Efficiency

- Data items to be sorted can be
  - Integers
  - Character strings
  - Objects
- Sort key
  - The part of a record that determines the sorted order of the entire record within a collection of records

## Selection Sort

- Selection sort
  - Strategy
    - Select the largest item and put it in its correct place
    - Select the next largest item and put it in its correct place, etc.

Shaded elements are selected;  
boldface elements are in order.

Initial array:	29	10	14	<b>37</b>	13
After 1 <sup>st</sup> swap:	<b>29</b>	10	14	13	<b>37</b>
After 2 <sup>nd</sup> swap:	13	10	<b>14</b>	<b>29</b>	<b>37</b>
After 3 <sup>rd</sup> swap:	<b>13</b>	10	<b>14</b>	<b>29</b>	<b>37</b>
After 4 <sup>th</sup> swap:	<b>10</b>	<b>13</b>	<b>14</b>	<b>29</b>	<b>37</b>

© 2006 Pearson Addison-Wesley. All rights reserved

10-19

**Figure 10-4**  
A selection sort of an array  
of five integers

## Selection Sort

- Analysis
  - Selection sort is  $O(n^2)$
- Advantage of selection sort
  - It does not depend on the initial arrangement of the data
- Disadvantage of selection sort
  - It is only appropriate for small n

© 2006 Pearson Addison-Wesley. All rights reserved

10-20

## Bubble Sort

- Bubble sort
  - Strategy
    - Compare adjacent elements and exchange them if they are out of order
      - Comparing the first two elements, the second and third elements, and so on, will move the largest (or smallest) elements to the end of the array
      - Repeating this process will eventually sort the array into ascending (or descending) order

© 2006 Pearson Addison-Wesley. All rights reserved

10-21

## Bubble Sort

	(a) Pass 1	(b) Pass 2								
Initial array:	29	10	14	37	13	10	14	29	13	<b>37</b>
	10	<b>29</b>	14	37	13	10	14	<b>29</b>	13	<b>37</b>
	10	14	<b>29</b>	37	13	10	14	29	13	<b>37</b>
	10	14	29	<b>37</b>	13	10	14	13	<b>29</b>	<b>37</b>
	10	14	29	13	<b>37</b>					

**Figure 10-5**  
The first two passes of a bubble sort of an array of five integers: a) pass 1; b) pass 2

© 2006 Pearson Addison-Wesley. All rights reserved

10-22

## Bubble Sort

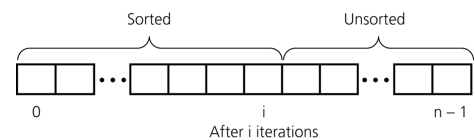
- Analysis
  - Worst case:  $O(n^2)$
  - Best case:  $O(n)$

© 2006 Pearson Addison-Wesley. All rights reserved

10-23

## Insertion Sort

- Insertion sort
  - Strategy
    - Partition the array into two regions: sorted and unsorted
    - Take each item from the unsorted region and insert it into its correct order in the sorted region



**Figure 10-6**  
An insertion sort partitions the array into two regions

© 2006 Pearson Addison-Wesley. All rights reserved

10-24

# Insertion Sort

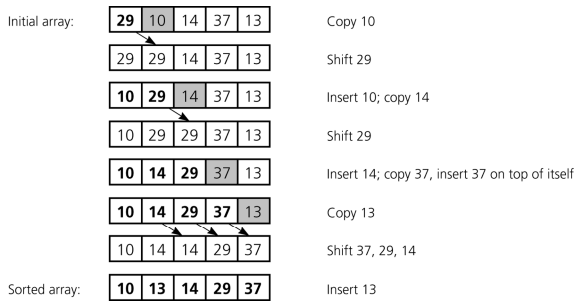


Figure 10-7  
An insertion sort of an array of five integers.

# Insertion Sort

- Analysis
  - Worst case:  $O(n^2)$
  - For small arrays
    - Insertion sort is appropriate due to its simplicity
  - For large arrays
    - Insertion sort is prohibitively inefficient

# Mergesort

- Important divide-and-conquer sorting algorithms
  - Mergesort
  - Quicksort
- Mergesort
  - A recursive sorting algorithm
  - Gives the same performance, regardless of the initial order of the array items
  - Strategy
    - Divide an array into halves
    - Sort each half
    - Merge the sorted halves into one sorted array

# Mergesort

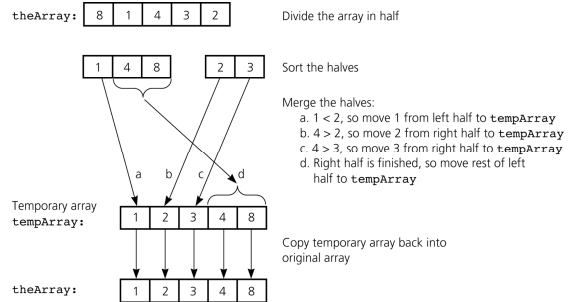


Figure 10-8  
A mergesort with an auxiliary temporary array

# Mergesort

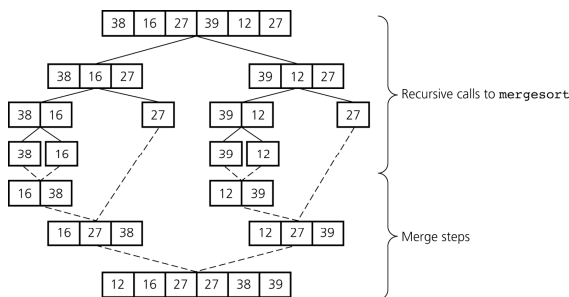


Figure 10-9  
A mergesort of an array of six integers

# Mergesort

- Analysis
  - Worst case:  $O(n * \log_2 n)$
  - Average case:  $O(n * \log_2 n)$
  - Advantage
    - It is an extremely efficient algorithm with respect to time
  - Drawback
    - It requires a second array as large as the original array

# Quicksort

- Quicksort
  - A divide-and-conquer algorithm
  - Strategy
    - Partition an array into items that are less than the pivot and those that are greater than or equal to the pivot
    - Sort the left section
    - Sort the right section

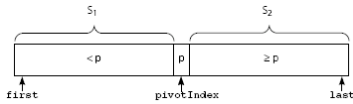


Figure 10-12  
A partition about a pivot

# Quicksort

- Using an invariant to develop a partition algorithm
  - Invariant for the partition algorithm
    - The items in region  $S_1$  are all less than the pivot, and those in  $S_2$  are all greater than or equal to the pivot

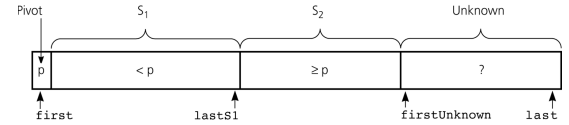


Figure 10-14  
Invariant for the partition algorithm

# Quicksort

- Analysis
  - Worst case
    - quicksort is  $O(n^2)$  when the array is already sorted and the smallest item is chosen as the pivot

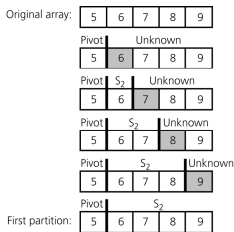


Figure 10-19  
A worst-case partitioning with quicksort

# Quicksort

- Analysis
  - Average case
    - quicksort is  $O(n * \log_2 n)$  when  $S_1$  and  $S_2$  contain the same – or nearly the same – number of items arranged at random

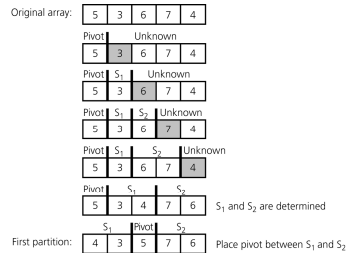


Figure 10-20  
A average-case partitioning with quicksort

# Quicksort

- Analysis
  - quicksort is usually extremely fast in practice
  - Even if the worst case occurs, quicksort's performance is acceptable for moderately large arrays

# Radix Sort

- Radix sort
  - Treats each data element as a character string
  - Strategy
    - Repeatedly organize the data into groups according to the  $i^{\text{th}}$  character in each element
  - Analysis
    - Radix sort is  $O(n)$

## Radix Sort

0123, 2154, 0222, 0004, 0283, 1560, 1061, 2150	Original integers
(1560, 2150) (1061) (0222) (0123, 0283) (2154, 0004)	Grouped by fourth digit
1560, 2150, 1061, 0222, 0123, 0283, 2154, 0004	Combined
(0004) (0222, 0123) (2150, 2154) (1560, 1061) (0283)	Grouped by third digit
0004, 0222, 0123, 2150, 2154, 1560, 1061, 0283	Combined
(0004, 1061) (0123, 2150, 2154) (0222, 0283) (1560)	Grouped by second digit
0004, 1061, 0123, 2150, 2154, 0222, 0283, 1560	Combined
(0004, 0123, 0222, 0283) (1061, 1560) (2150, 2154)	Grouped by first digit
0004, 0123, 0222, 0283, 1061, 1560, 2150, 2154	Combined (sorted)

Figure 10-21

A radix sort of eight integers

© 2006 Pearson Addison-Wesley. All rights reserved

10-37

## A Comparison of Sorting Algorithms

	<u>Worst case</u>	<u>Average case</u>
Selection sort	$n^2$	$n^2$
Bubble sort	$n^2$	$n^2$
Insertion sort	$n^2$	$n^2$
Mergesort	$n * \log n$	$n * \log n$
Quicksort	$n^2$	$n * \log n$
Radix sort	$n$	$n$
Treesort	$n^2$	$n * \log n$
Heapsort	$n * \log n$	$n * \log n$

Figure 10-22

Approximate growth rates of time required for eight sorting algorithms

© 2006 Pearson Addison-Wesley. All rights reserved

10-38

## Summary

- Order-of-magnitude analysis and Big O notation measure an algorithm's time requirement as a function of the problem size by using a growth-rate function
- To compare the inherent efficiency of algorithms
  - Examine their growth-rate functions when the problems are large
  - Consider only significant differences in growth-rate functions

© 2006 Pearson Addison-Wesley. All rights reserved

10-39

## Summary

- Worst-case and average-case analyses
  - Worst-case analysis considers the maximum amount of work an algorithm requires on a problem of a given size
  - Average-case analysis considers the expected amount of work an algorithm requires on a problem of a given size
- Order-of-magnitude analysis can be used to choose an implementation for an abstract data type
- Selection sort, bubble sort, and insertion sort are all  $O(n^2)$  algorithms
- Quicksort and mergesort are two very efficient sorting algorithms

© 2006 Pearson Addison-Wesley. All rights reserved

10-40